

crystal-facet-uml documentation

COLLABORATORS

	<i>TITLE :</i> crystal-facet-uml documentation		
<i>ACTION</i>	<i>NAME</i>	<i>DATE</i>	<i>SIGNATURE</i>
WRITTEN BY	Andreas Warnke	2020-12-20	

REVISION HISTORY

NUMBER	DATE	DESCRIPTION	NAME

Contents

1	Introduction	1
1.1	Goal	1
1.2	Features	1
1.3	Usage Overview	3
2	Example Diagrams	3
2.1	Feature List	3
2.2	Example UML Behavioral Views	5
2.3	Example UML Static Views	8
2.4	Example SysML Views	10
2.5	More Examples	12
3	GUI / Usage Manual	12
3.1	Window Area Overview	12
3.2	Tool Bar	13
3.2.1	Create/Use DB	13
3.2.2	Export	13
3.2.3	New Window	13
3.2.4	Search	14
3.2.5	Navigate	14
3.2.6	Edit	14
3.2.7	Create	14
3.2.8	Cut	14
3.2.9	Copy	14
3.2.10	Paste	15
3.2.11	Delete	15
3.2.12	Instantiate	15
3.2.13	Highlight	15
3.2.14	Reset Selection	15
3.2.15	Undo	15
3.2.16	Redo	16
3.2.17	About	16
3.3	Drawing Area	16
3.3.1	Search	17
3.3.2	Navigate	17
3.3.3	Edit	17
3.3.4	Create	17

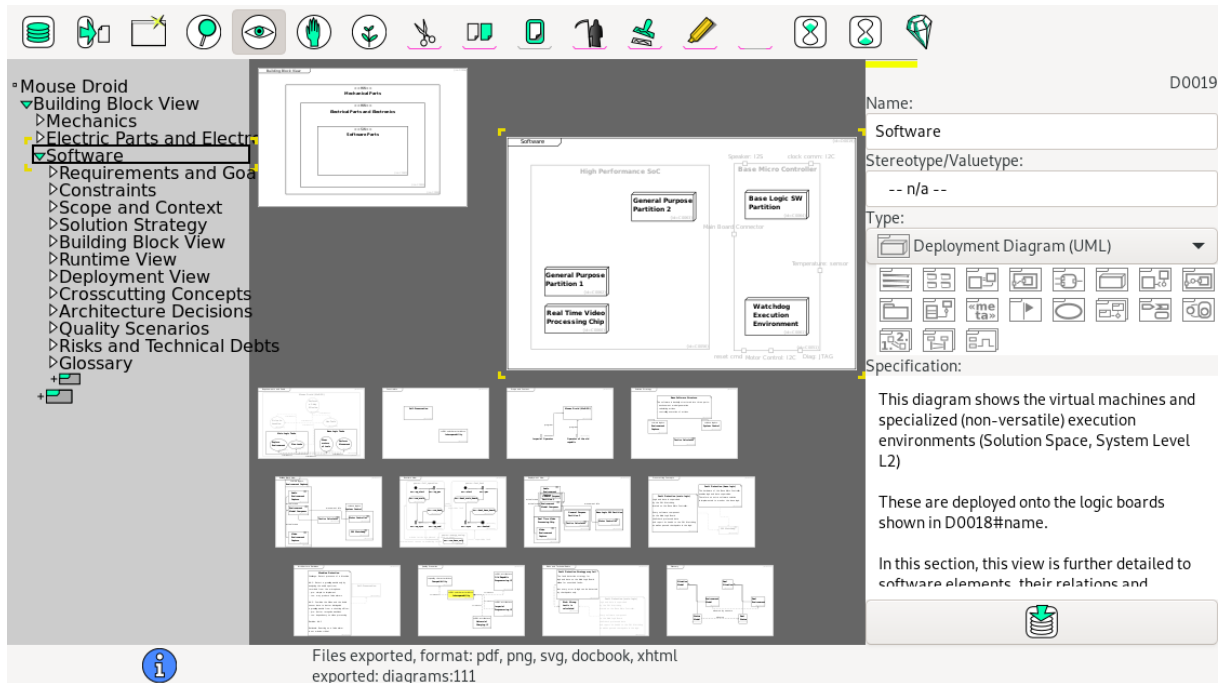
3.4	Element Configuration Area	18
3.4.1	Commit	18
3.5	Notification Bar	19
3.5.1	Information	19
3.5.2	Warning	19
3.5.3	Error	19
4	Diagrams and Elements Spec	19
4.1	Classifiers	20
4.2	Features	23
4.3	Relationships	24
4.4	Diagrams	26
4.5	Maximum stringlengths	27
5	Modeling Guidelines	28
5.1	crystal-facet-uml Hints	28
5.1.1	Tree Structure	28
5.1.2	Focus	28
5.1.3	Namespaces	29
5.1.4	Attic/Storage room	29
5.2	General Hints on Architecture Documentation	29
5.2.1	Problem vs. Solution	29
5.2.2	Names	29
5.2.3	Description	29
5.2.4	Precise sentences	29
5.2.5	Distinguish similar things	29
A	Configuration	30
A.1	Download, Installation and License	30
A.1.1	Download Links	30
A.1.2	Installation on Linux	30
A.1.3	Installation on Windows/Wine	32
A.1.4	License	32

1 Introduction



crystal-facet-uml creates diagrams to document system and software architecture.

Like a crystal shows different facets of the same thing, this application shows different views of the same system.



1.1 Goal



As software architect, you create a set of diagrams describing use-cases, requirements, structural views, behavioral and deployment views.

crystal-facet-uml keeps element names and element hierarchies consistent. It exports diagrams in svg, pdf, ps and png formats to be used in text processing systems like docbook, html, latex. crystal-facet-uml exports the model to xmi format. This tool runs on your local PC and is based on glib, gdk, gtk, cairo, pango, sqlite.

1.2 Features



crystal-facet-uml provides a graphical user interface to

- create diagrams
(use-case, deployment, component, composite-structure, package, class, activity, state, timing, communication, sequence)

- create uml elements
(actor, system-boundary, use-case, node, component, part, interface, package, class, activity, state, object, artifact, comment, requirement)
- move, modify and delete uml elements
- create, modify and delete relationships
(dependency, association, aggregation, composition, generalization, realization, contains, sync-call, return-call, async-message, communication-path, control-flow, object-flow, deployment, manifest, include, extend)
- create, modify and delete features
(port, field, operation)
- cut, copy, paste uml elements between diagrams
- undo and redo are supported
- multiple windows can show different or same parts of the uml model

Diagrams are layouted part-automatically:

- The user chooses the relative location of uml elements towards others
- crystal-facet-uml selects the exact locations of uml elements
- The user controls the positions of messages/transitions in sequence and timing diagrams
- crystal-facet-uml auto-layouts relationships in other diagrams

crystal-facet-uml manages a meta model:

- Diagrams are organized as a tree, similar to a book's table-of-contents
- Uml(TM)/SysML(TM) elements exist only once even if shown in many diagrams
- Relationships and features are consistent between all diagrams
- Diagram-local messages/transitions are supported in scenario-based diagrams
(sequence, communication, timing)

crystal-facet-uml exports diagrams as

- vector graphics
(pdf, ps, svg)
- pixel graphics
(png)
- textual representation
(utf-8-txt, docbook, xhtml)
- machine-readable model
(xmi)

crystal-facet-uml can also be started from command line to export all diagrams automatically or to check and repair database files.

1.3 Usage Overview



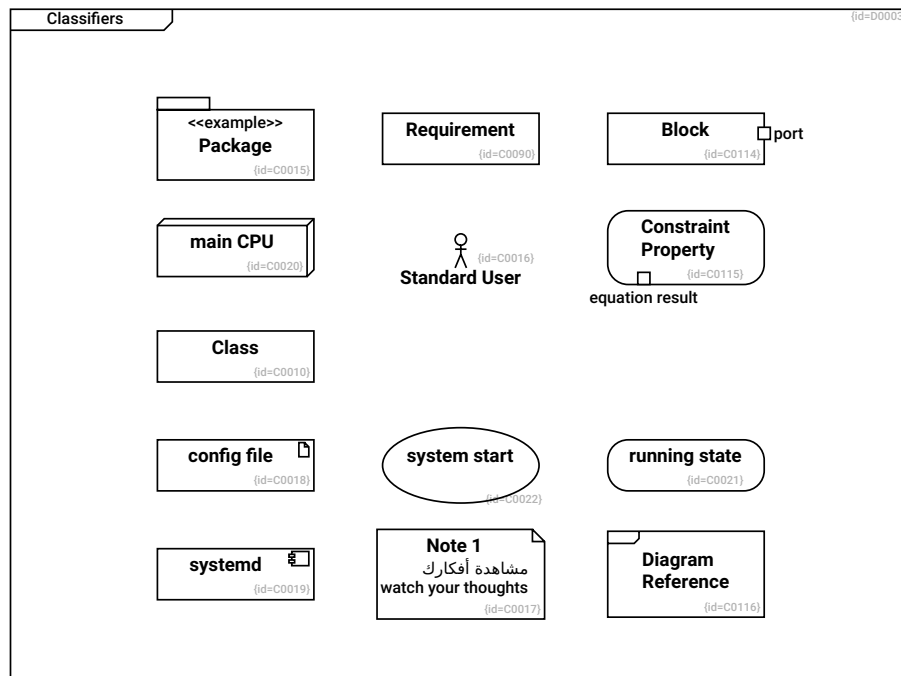
crystal-facet-uml can be started in graphical mode (see Section 3) or from command line (for help run **crystal-facet-uml -h**).

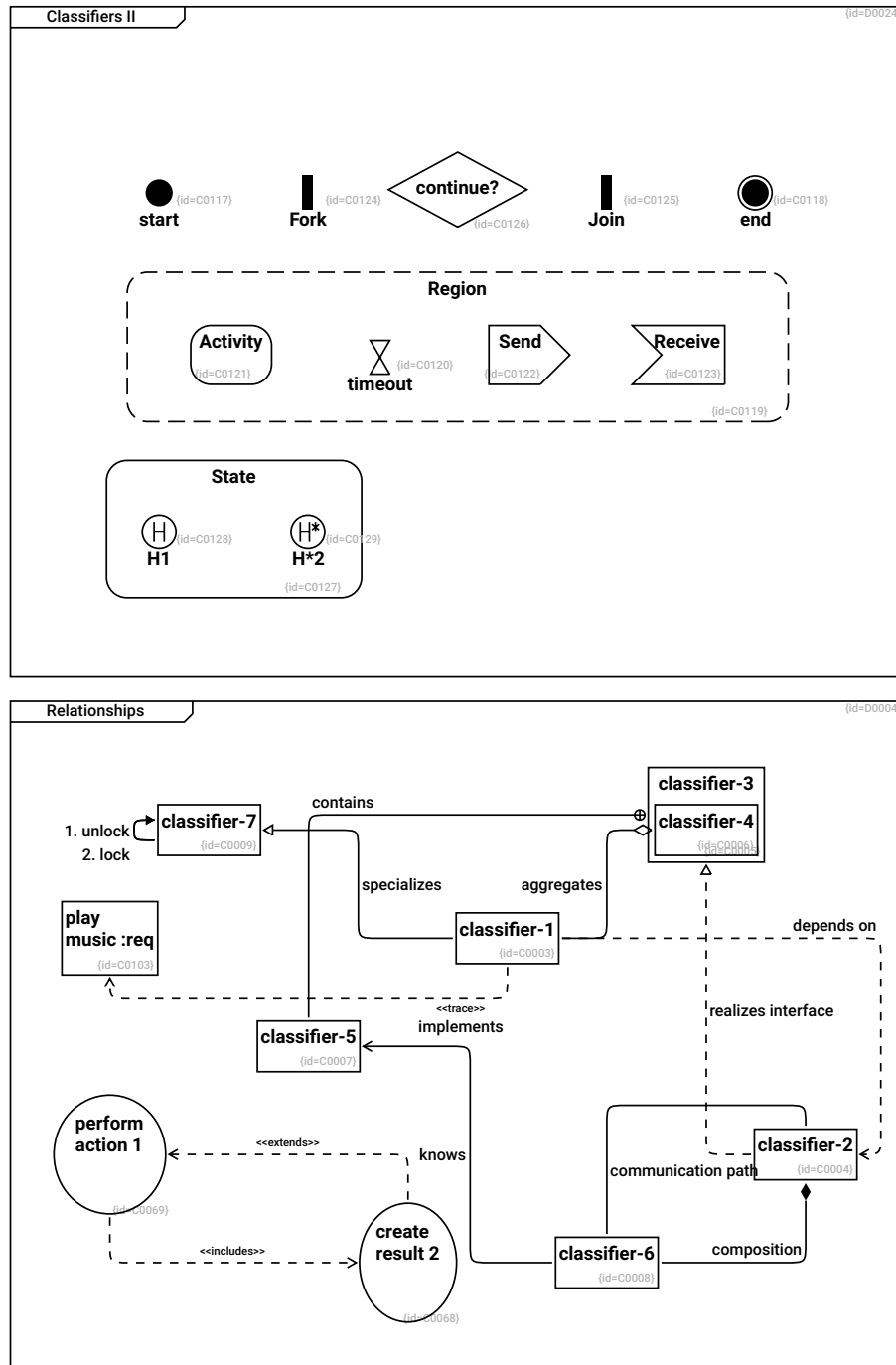
2 Example Diagrams

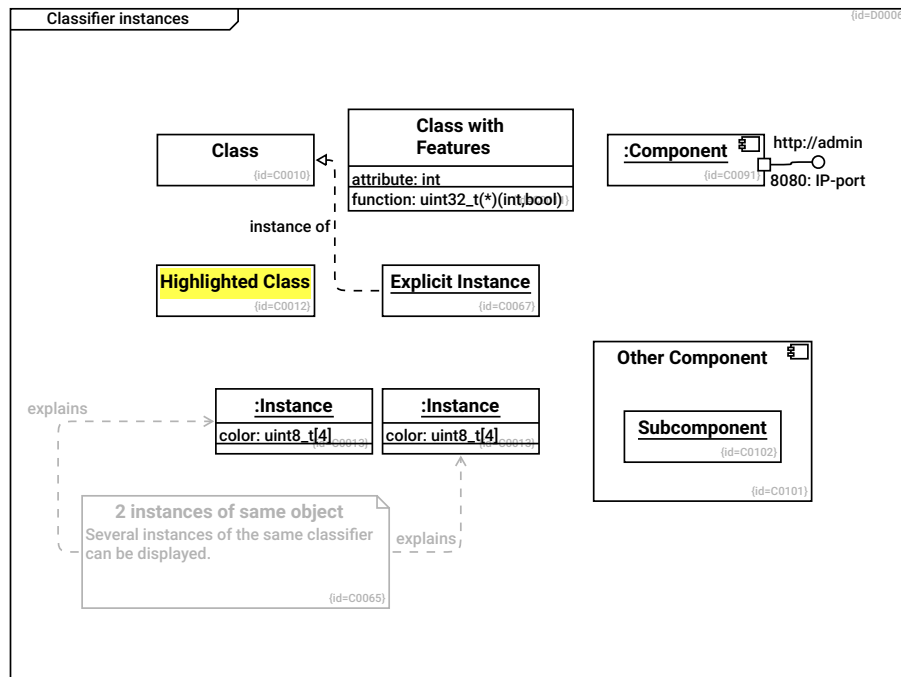
This sections presents the features of crystal-facet-uml.

2.1 Feature List

This section lists what kind of elements crystal-facet-uml can draw in diagrams.

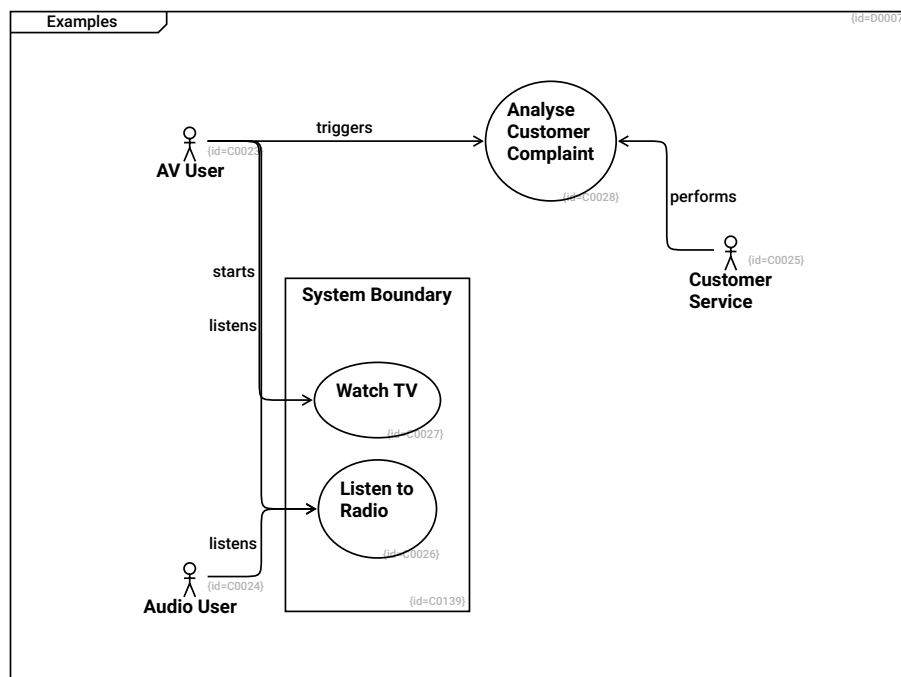


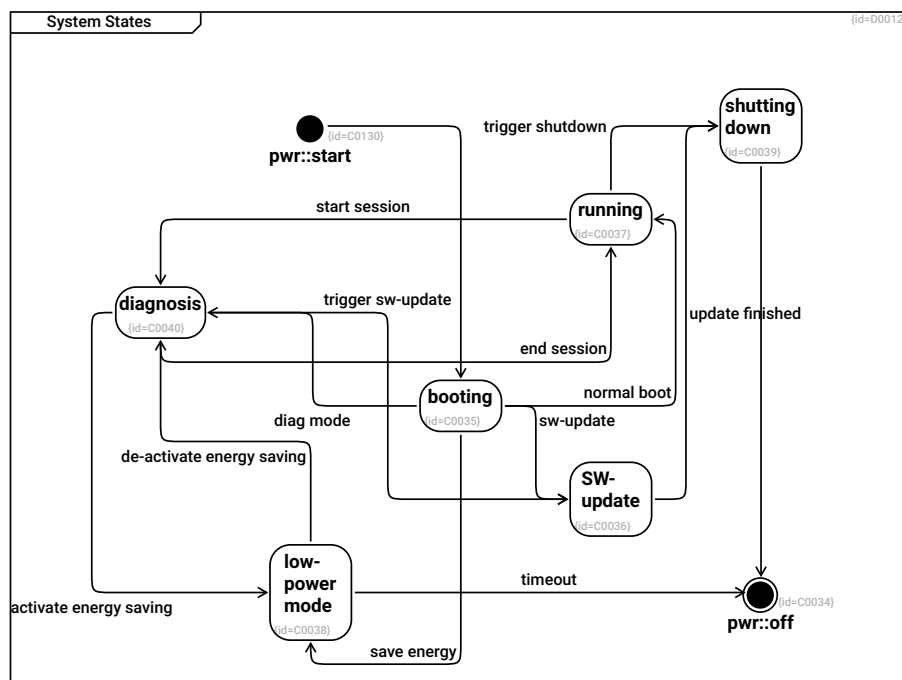
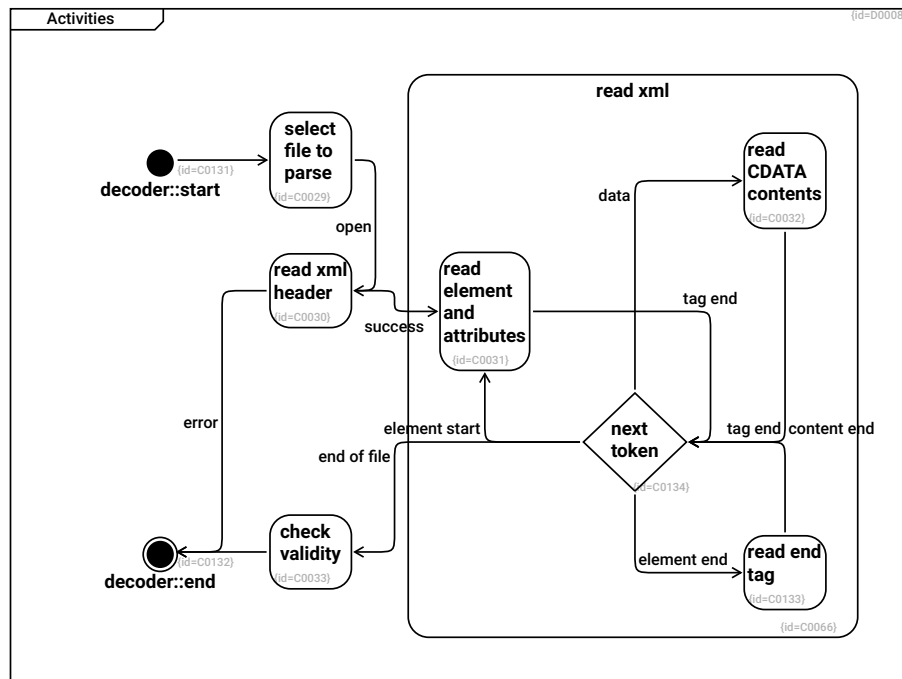


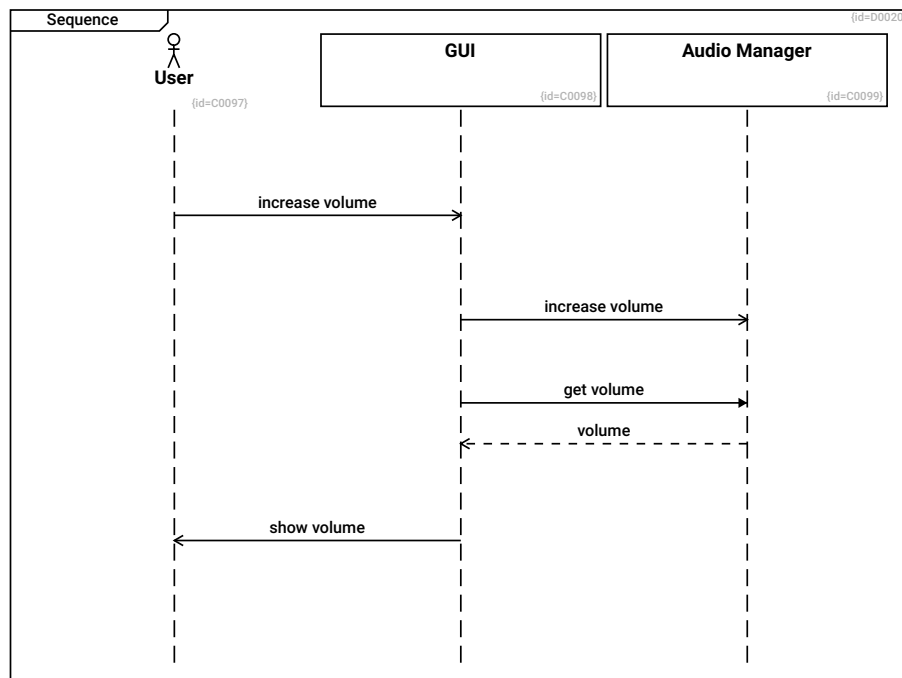
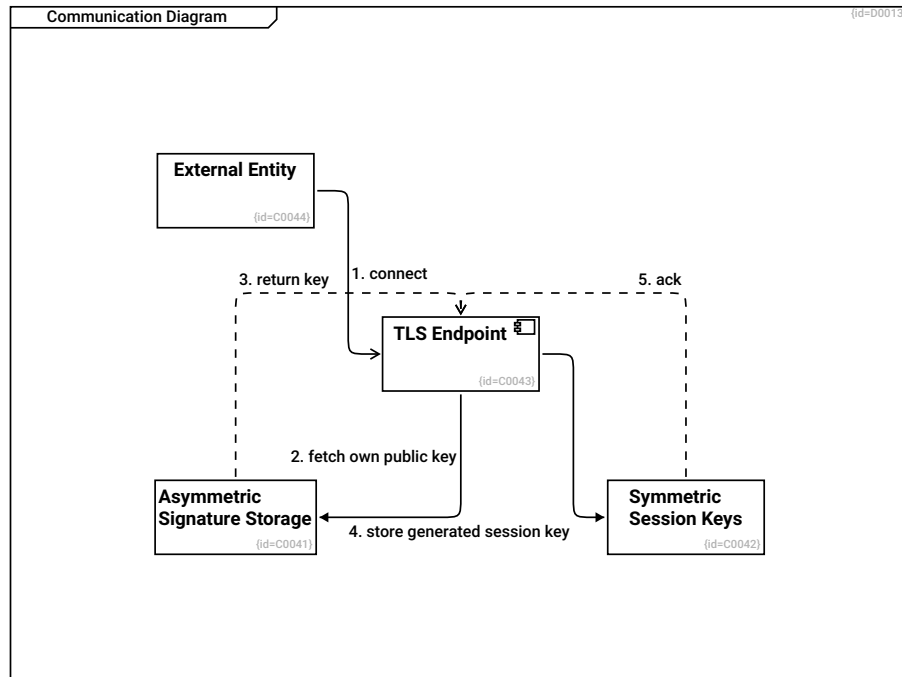


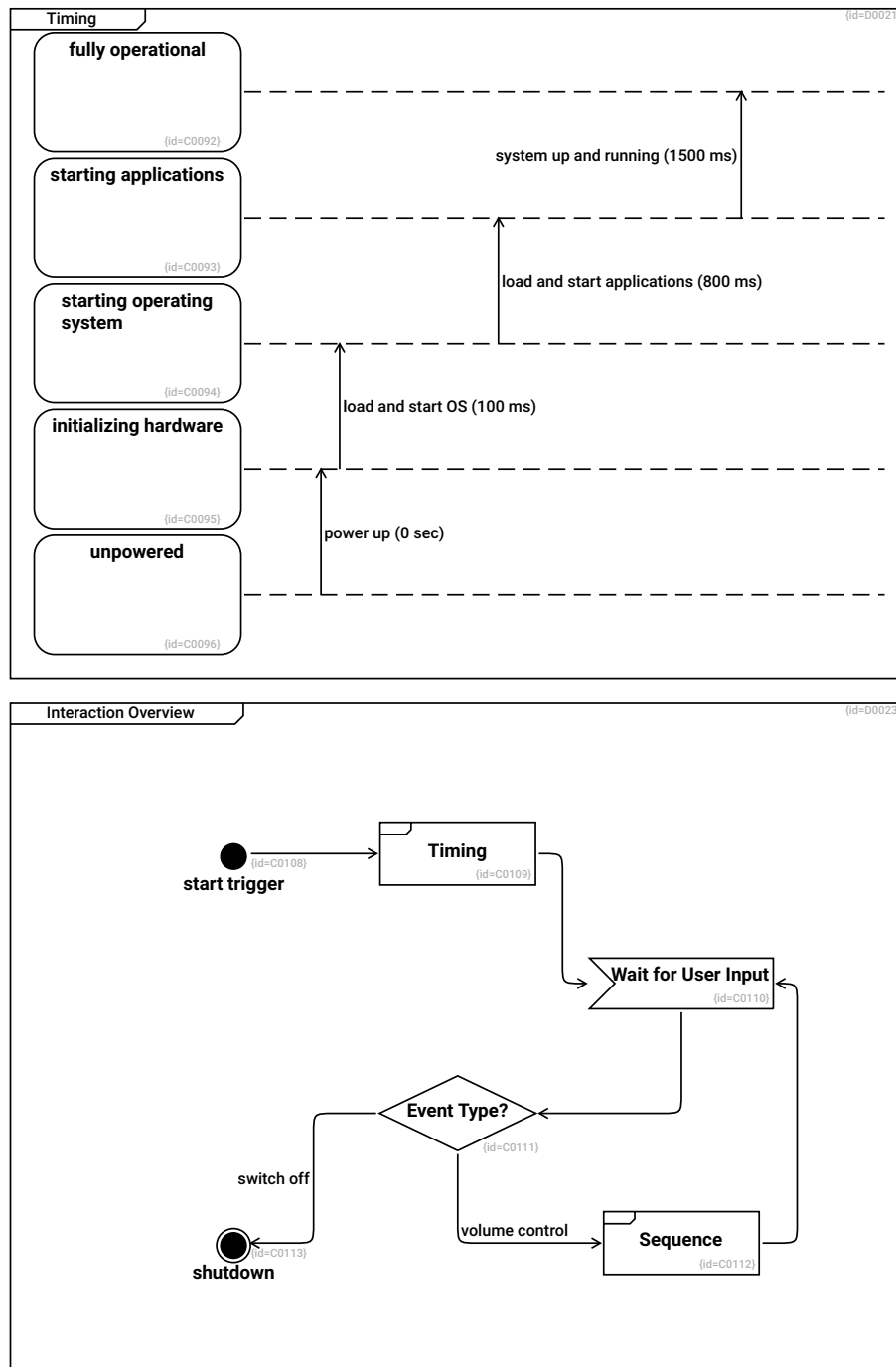
2.2 Example UML Behavioral Views

This section lists what kind of elements crystal-facet-uml can draw in diagrams.



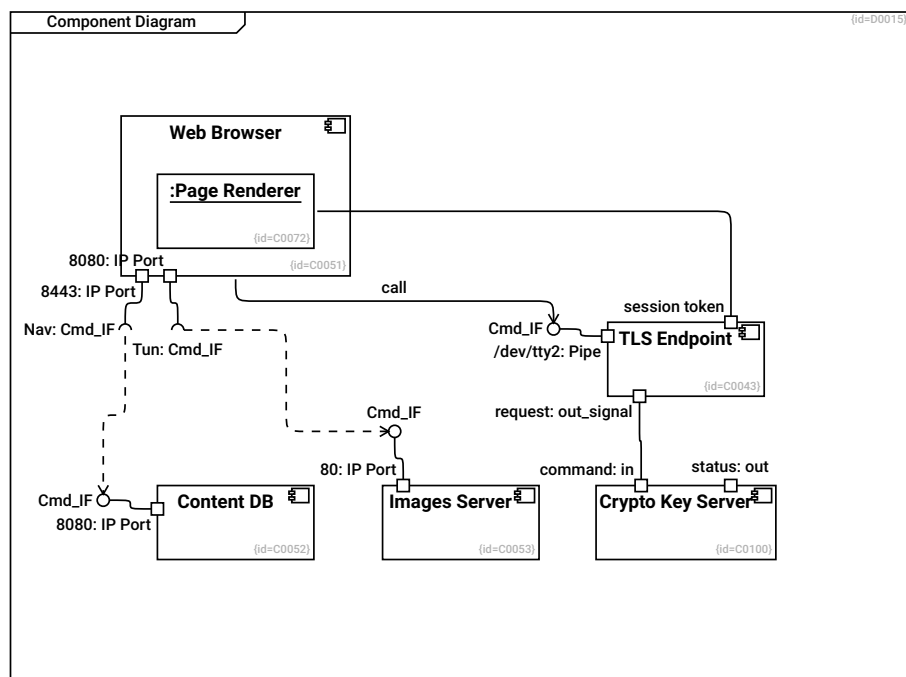
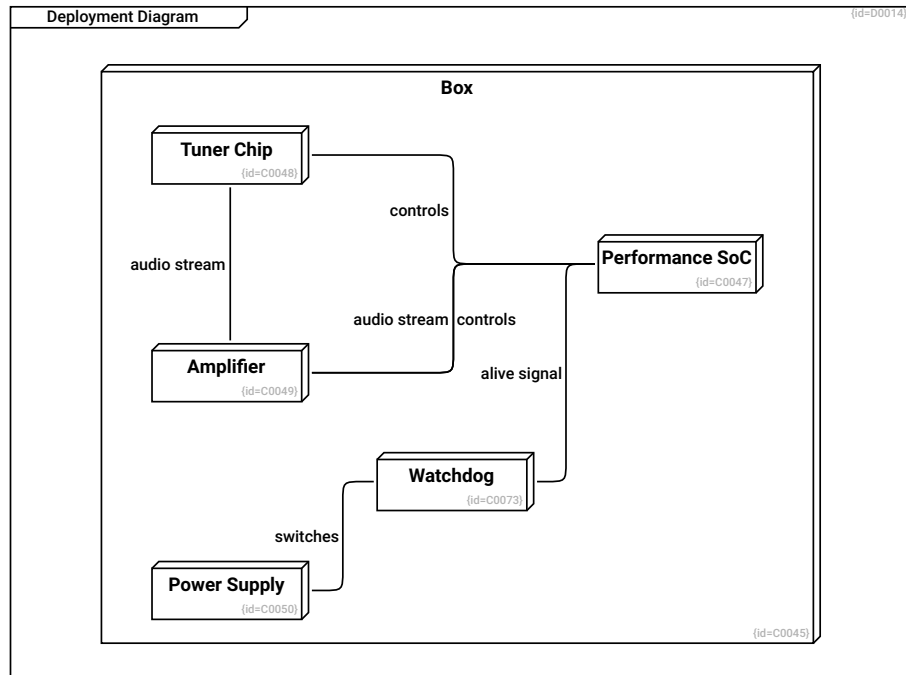


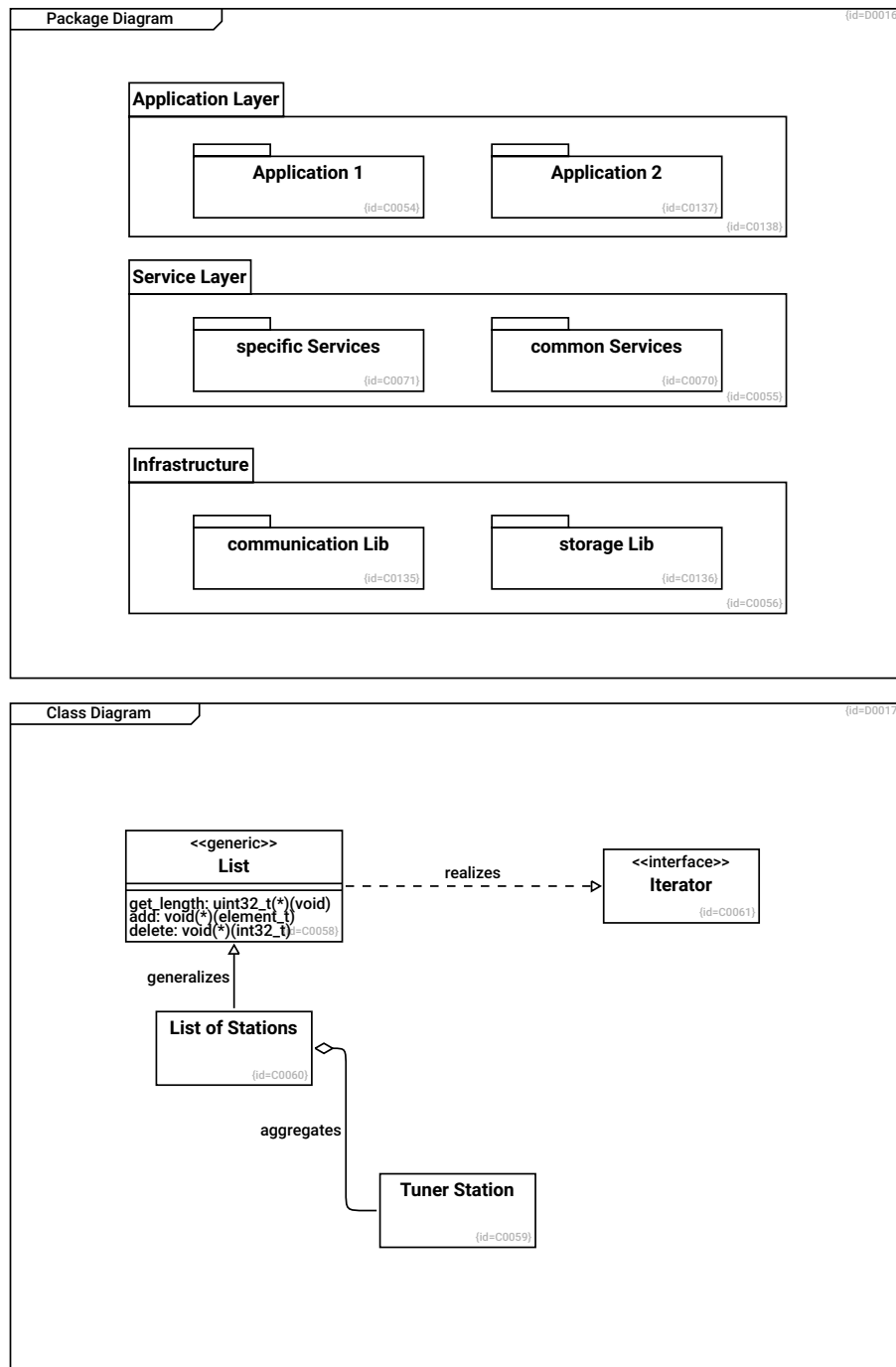




2.3 Example UML Static Views

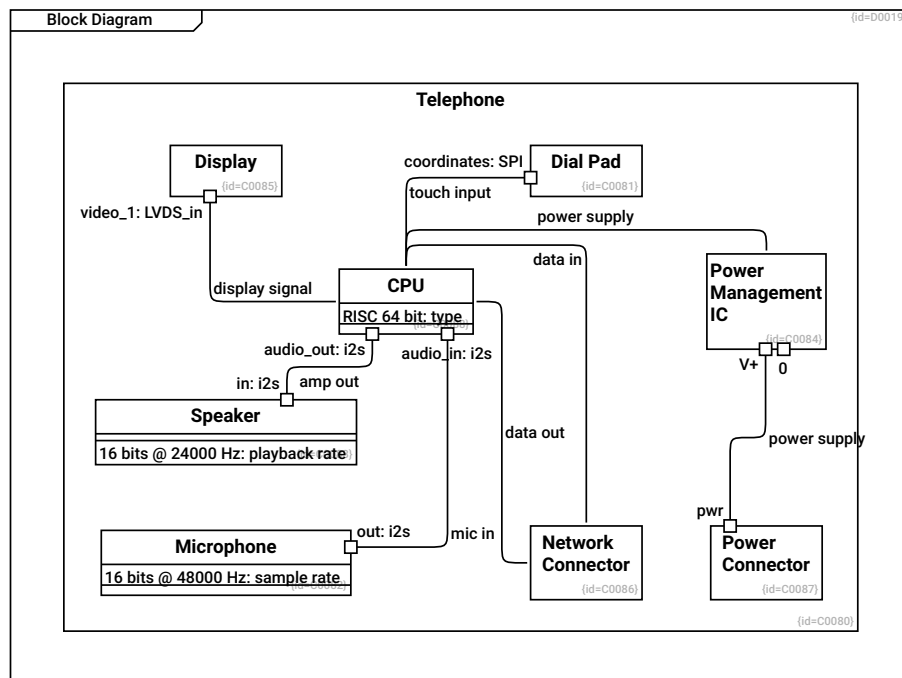
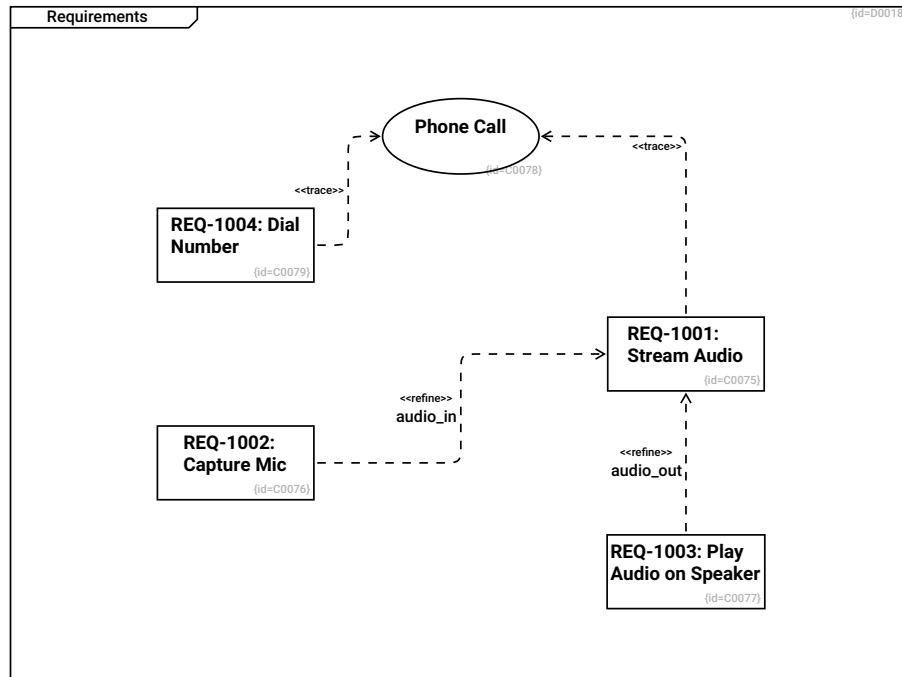
This section lists what kind of elements crystal-facet-uml can draw in diagrams.

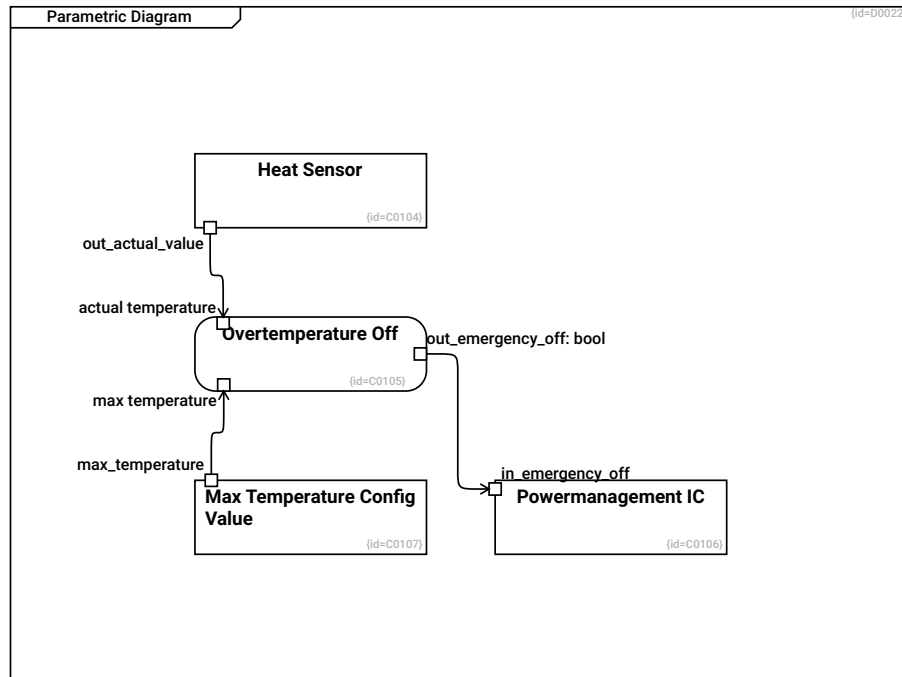




2.4 Example SysML Views

This section lists what kind of elements crystal-facet-uml can draw in diagrams.





2.5 More Examples

There are further examples available as html:

- http://www.awarnke.keepfree.de/crystal_facet_uml/mouse_droid/mouse_droid.xhtml
- http://www.awarnke.keepfree.de/crystal_facet_uml/quality/quality.xhtml

And in crystal-facet-uml binary format:

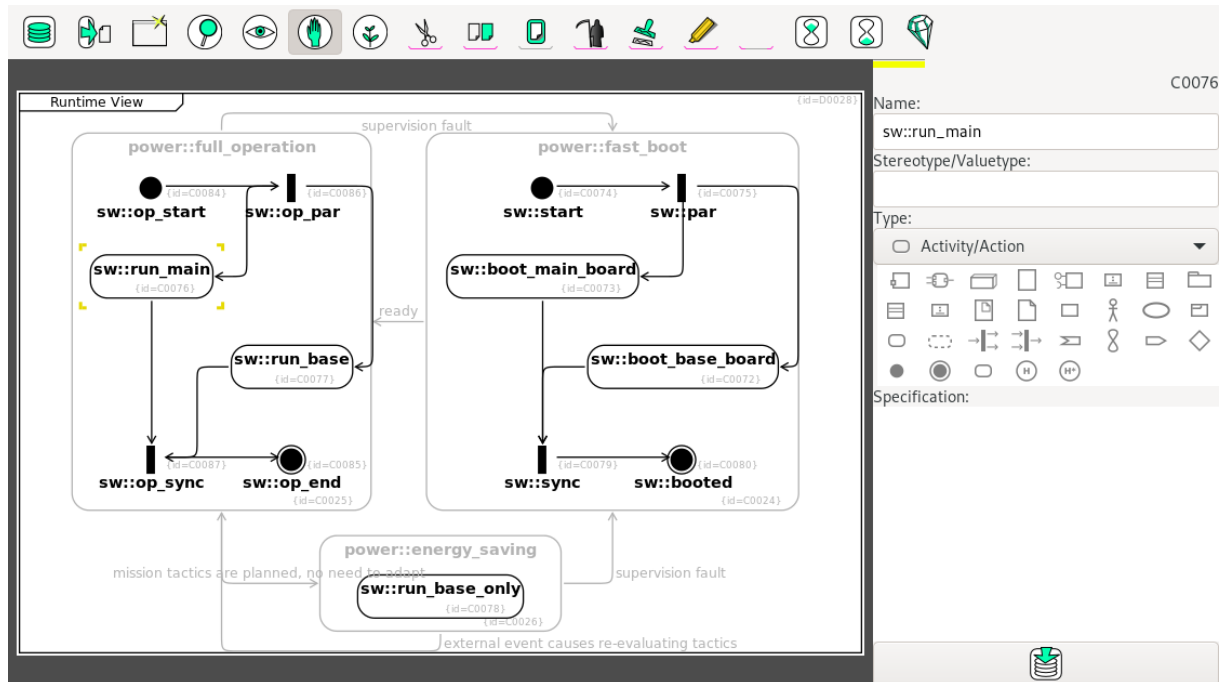
- https://github.com/awarnke/crystal_facet_uml/tree/master/example_diagrams
- https://github.com/awarnke/crystal_facet_uml/tree/master/architecture/doc

3 GUI / Usage Manual


3.1 Window Area Overview

If started in graphical mode, crystal-facet-uml shows a window with

- toolbar on top,
- drawing area in the center,
- element configuration widgets to the right and
- an optional notification bar at the bottom.



3.2 Tool Bar



3.2.1 Create/Use DB



- Opens an existing database file or creates a new database file

3.2.2 Export



- Exports all diagrams to the selected folder (supported formats are png, pdf, ps, svg, txt, xhtml, docbook, xmi)

3.2.3 New Window



- Opens another window on the same database.

This new window allows you to work reliably with multiple windows on the same database.

3.2.4 Search



- Find diagrams that contain the searched elements (see Section 3.3.1)

3.2.5 Navigate



- Navigate to parent or child diagrams
- Create a new diagram (see Section 3.3.2)

3.2.6 Edit



- Modify elements in the diagram (see Section 3.3.3)

3.2.7 Create



- Create elements in the diagram (see Section 3.3.4)

3.2.8 Cut



- Cut all selected (pink-cornered) elements to the clipboard (features of classifiers are copied if the classifier is selected)

3.2.9 Copy



- Copy all selected (pink-cornered) elements to the clipboard (features of classifiers are copied if the classifier is selected)

3.2.10 Paste



- If the clipboard contains a diagram, this diagram is pasted below the current diagram. All other elements are pasted into the new diagram.
- If the clipboard does not contain diagrams, classifiers and relationships from the clipboard are copied into the current diagram.
- If the name of a classifier is identical to an existing one, an instance of the existing classifier is pasted to the diagram. Otherwise a new classifier is created.

3.2.11 Delete



- Deletes all selected (pink-cornered) elements. This operation may fail if a selected diagram contains non-selected elements.

3.2.12 Instantiate



- Toggles the selected (pink-cornered) classifiers between classes, named instances and anonymous instances.
- No effect on relationships and features.

3.2.13 Highlight



- Toggles the selected (pink-cornered) classifiers between yellow-marked, greyed-out and normal. (Does not work for relationships and features)

3.2.14 Reset Selection



- Resets the (pink-cornered) selection

3.2.15 Undo



- Un-does the last operation (Opening a database and exporting files cannot be undone)

3.2.16 Redo

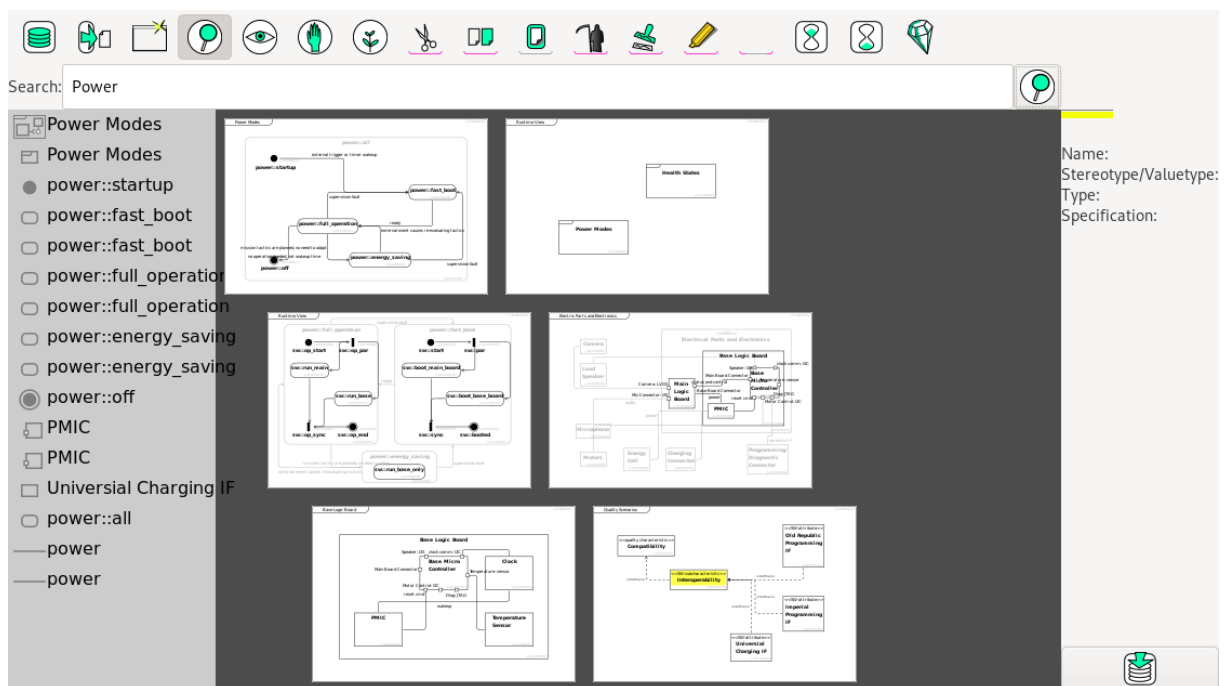


- Re-does the last un-done operation

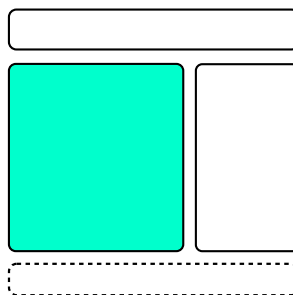
3.2.17 About



- Shows version, license and copyrights



3.3 Drawing Area



Diagrams are layouted automatically. You can influence the locations of classifiers only. When adding too many classifiers or relations, auto layouting may not achieve the expected results. In many cases, splitting the diagram into two or more diagrams solves the layouting issues and at the same time improves understandability by focusing on one aspect/topic per diagram.



3.3.1 Search



- Enter the ID of an element (e.g. C0001) or a part of its name or description to find diagrams containing this element.

3.3.2 Navigate



- To navigate to parent, sibling or children diagrams, click on the diagram.
- To create a new diagram, click on the  icon, or the smaller  icon for a new child-diagram.
- To restructure the diagram tree, drag a diagram name to the new location.

3.3.3 Edit



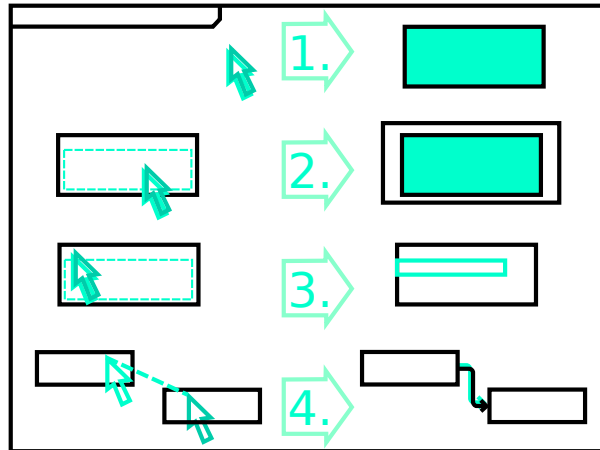
- To focus the diagram or a classifier or a feature or a relationship (yellow corners), click on this object.
- To select an element (pink corners), click on these objects twice.
- To move classifiers within the diagram, 1.) press, 2.) drag and 3.) release the mouse button.

Note: When moving a classifier, this is moved in all diagrams where it appears. Order and locations of things stay consistent between different views.

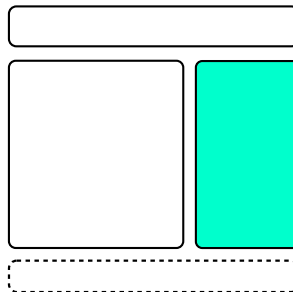
3.3.4 Create



1. To create a classifier, click at an empty space in the diagram.
2. To create a child classifier, click into the white space of a classifier. (Alternatively, create a classifier (see 1) and a containment relationship (see 4).)
3. To create a feature, click onto a classifier (name or border).
4. To create a relationship, press on the source classifier and drag it to the destination classifier.



3.4 Element Configuration Area



Edit the properties of the focused (yellow-cornered) object.

- name of the focused object
- stereotype/valuetype of the focused object (deactivated depending on object-type)
- type of the focused object
- description of the focused object.

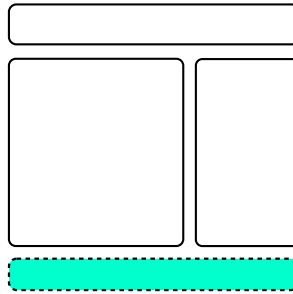
For xhtml and docbook export, use a double linebreak to create a new paragraph, start lines with *, + or - to format a list, use D0001#id and D0001#name to create a link to the diagram D0001 (showing either the id or the name).

3.4.1 Commit



- Stores the latest changes to the database immediately. This feature is optional, it is not necessary to explicitly save the file.

3.5 Notification Bar



3.5.1 Information



- Informs on success of an operation, e.g. an export

3.5.2 Warning



- Informs on a possible problem

3.5.3 Error



- Informs on an error

4 Diagrams and Elements Spec



This program creates diagrams that strive for compatibility to

- UML 2.5
- SysML 1.5
- MOF 1.4.1

In some cases, it deviates from these standards for several reasons:













- Reduce complexity to be able to handle such models in a small open source project
- Reduce feature-set to improve understandability of diagrams even to non-software-architects
- Reduce feature-set to enhance usability of the program













This section gives an overview on standards and implementation-status of crystal-facet-uml. It may be incomplete.









4.1 Classifiers



Classifiers are the nodes in the model-graph.

The table shows the classifier types introduced by different specifications, if they filter/hide their features and a comment stating how this is implemented in crystal-facet-uml.

	Spec	Diagram Context and Filter	Comment
 Block	SysML	* / -	Limitations: Compartment Order is "properties, operations" instead of "constraints, operations, receptions, parts, (bound) references, values, properties, stereotype-tagged-values, behavior, namespace, structure" Limitations: No labeled compartments Limitations: no Multiplicities of Block-Instances.
 Constraint Block	SysML	Parametric / -	Limitations: Only the rounded-rect symbol is supported.
 Node	UML	Deployment / -	
 Subsystem/Boundary	UML	Use Case / unconditional features	A subsystem is a component with stereotype subsystem
 Component	UML	* / -	
 Part	UML	* / -	
 Interface	UML	* / -	
 Package	UML, SysML	* / -	
 Class	UML	* / -	Limitations: No active classes
 Object	UML	* / -	
 Artifact	UML	* / -	
 Comment	UML, SysML	* / unconditional features	

	Spec	Diagram Context and Filter	Comment
 Requirement	SysML	* / -	
 Actor	UML, SysML	Use Case, Sequence / unconditional features	
 Use Case	UML, SysML	Use Case / -	Limitations: No SysML extension points
 Interaction Diagram Reference (Interaction Use)	UML	Interaction Overview / unconditional features	Hint: To easily find the referenced diagram, name the reference identical to the diagram. XMI-Export: For xmi export, this object may only occur in scenario-typed diagrams.
 Activity/Action	UML 2.5 (ch15.2)	Activity / -	
 Interruptable Region	UML	Activity / unconditional features	XMI-Export: For xmi export, all regions belonging to the same set of activities need an outer, enclosing activity.
 Fork	UML, SysML	Activity / unconditional features	XMI-Export: For xmi export, all activity-nodes belonging to the same set of activities need an outer, enclosing activity.
 Join	UML, SysML	Activity / unconditional features	XMI-Export: For xmi export, all activity-nodes belonging to the same set of activities need an outer, enclosing activity.
 Accept Event	UML, SysML	Activity / unconditional features	XMI-Export: For xmi export, all activity-nodes belonging to the same set of activities need an outer, enclosing activity.
 Accept Time Event	UML, SysML	Activity / unconditional features	XMI-Export: For xmi export, all activity-nodes belonging to the same set of activities need an outer, enclosing activity.
 Send Signal	UML, SysML	Activity / unconditional features	XMI-Export: For xmi export, all activity-nodes belonging to the same set of activities need an outer, enclosing activity.
 Decision/Choice	UML 2.5 (ch14.2.4,15.3), SysML	Activity, State / unconditional features	In activity diagrams, this is called decision, in statesmachines it is called choice. XMI-Export/State-context: For xmi export, all states belonging to the same statemachine need an outer, enclosing state. XMI-Export/Activity-context: For xmi export, all activity-nodes belonging to the same set of activities need an outer, enclosing activity.

	Spec	Diagram Context and Filter	Comment
 Initial Node	UML 2.5 (ch14.2.4), SysML	Activity, State / unconditional features	Limitations: There is no distinction in ActivityInitial and FlowInitial. Limitations: There is no separate entryPoint state-type. XMI-Export/State-context: For xmi export, all states belonging to the same statemachine need an outer, enclosing state. XMI-Export/Activity-context: For xmi export, all activity-nodes belonging to the same set of activities need an outer, enclosing activity.
 Final Node	UML 2.5 (ch14.2.4), SysML	Activity, State / unconditional features	Limitations: There is no distinction in ActivityFinal and FlowFinal. Limitations: There is no separate exitPoint and terminate state-type. XMI-Export/State-context: For xmi export, all states belonging to the same statemachine need an outer, enclosing state. XMI-Export/Activity-context: For xmi export, all activity-nodes belonging to the same set of activities need an outer, enclosing activity.
 State	UML 2.5 (ch14.2), SysML	State, Timing / -	Limitations: No symbol for hidden decompositions, no regions (swimlanes) in composite states. Limitations: entry/exit/do list. Limitations: entryPoint and exitPoint states cannot be drawn on parent state border line. XMI-Export: For xmi export, all states belonging to the same statemachine need an outer, enclosing state.
 Shallow History	UML 2.5 (ch14.2.4), SysML	State / unconditional features	XMI-Export: For xmi export, all states belonging to the same statemachine need an outer, enclosing state.
 Deep History	UML 2.5 (ch14.2.4), SysML	State / unconditional features	XMI-Export: For xmi export, all states belonging to the same statemachine need an outer, enclosing state.
 Value Type	SysML	- / -	not supported. Limitations: Compartment Order of Classifiers is "properties, operations" instead of "operations, properties, stereotype-tagged-values"
 Enumeration	UML, SysML	- / -	not supported. Note: Use a class instead.
 ActivityParameterNode	SysML	- / -	not supported.

	Spec	Diagram Context and Filter	Comment
 MergeNode/Junction	UML 2.5 (ch15.3), SysML	Activity, State / unconditional features	In activity diagrams, it is called merge, in state diagrams junction node. This is not supported. Note: You may directly connect the arrows to the target activity/state.
 ActivityPartition	UML, SysML	Activity / unconditional features	not supported. Note: Use a parent activity instead.

LEGEND






Filter Defines which elements related to a classifier are not visible


An InstanceSpecification (UML) denotes an instantiation of a classifier. crystal-facet-uml allows any classifier to appear in different diagrams as classifier, as anonymous InstanceSpecification or as named InstanceSpecification. (Rationale: If a classifier is an instance may depend on the context: An M1-class may be an instance if shown in an M2-meta-class diagram, an XML-parser-class may be an instance if shown in the context of stream processors.)

4.2 Features

Features are elements attached to one classifier.

The table shows the feature types introduced by different specifications, if they are visible in any diagram or just once, and a comment stating how this is implemented in crystal-facet-uml.

	Spec	Scope	Comment
 Property	UML, SysML	unconditional	Limitations: no SysML Flow-Properties refinement.
 Operation	UML, SysML	unconditional	
 Port	UML, SysML	unconditional	Limitations: no SysML-compartment Notation supported. Limitations: no SysML-nested-ports, SysML-proxy-port, SysML full-ports supported. Limitations: no flow property, no compartment notation, no port-compartments. Limitations: no UML behavior ports.
 Provided Interface	UML, SysML	unconditional	
 Required Interface	UML, SysML	unconditional	

	Spec	Scope	Comment
 Lifeline	UML 2.5 (ch17.2), SysML	scenario, 1 per diagram	Limitations: One lifeline is visible only in one diagram. Limitations: Lifelines start and end only at diagram border. Limitations: ExecutionSpecification (ActivityBar) are not supported.









LEGEND















Scope scope is unconditional if a feature belongs to a classifier unconditionally, scenario if only applicable in 1 diagram

4.3 Relationships

Relationships are the edges of the model-graph.

The table shows the relationship types introduced by different specifications, a classification in which diagram type to use them preferably, and a comment stating how this is implemented in crystal-facet-uml.














	Spec	Diagram Context	Comment
 Dependency	UML, SysML	any	
 Containment	UML, SysML	Deployment, Package, Internal Block, Composite Structure, Activity, State	
 Deploy	UML	Deployment	
 Manifest	UML	Deployment	
 Communication Path	UML, SysML	Component, Composite Structure, Block, Internal Block	
 Association	UML, SysML	Class, Use Case	Note: SysML calls this ReferenceAssociation Limitations: no AssociationClass(SysML: ParticipantProperty) exists. Limitations: no AssociationEnd Classes exist, no multiplicities, no roles, no ownership (dot notation). Limitations: no ternary associations (only two ends supported). Limitations: no non-navigateable ends (crosses) supported yet - see todo.txt.
 Aggregation	UML, SysML	Class	Note: SysML calls this SharedAssociation
 Composition	UML, SysML	Class	Note: SysML calls this PartAssociation







	Spec	Diagram Context	Comment
 Generalization	UML, SysML	Class, Use Case(?)	Limitations: no Generalization-Sets supported
 Realization	UML	Class	
 Trace	SysML	Requirement	
 Refine	SysML	Requirement	
 Extend	UML, SysML	Use Case	Limitations: no SysML-condition-notes can be attached to this relationship
 Include	UML, SysML	Use Case	
 Control Flow/Transition	UML, SysML	Activity, State	In activity diagrams, this is called control flow, in statesmachines it is called transition.
 Object Flow	UML, SysML	Activity	
 Async. Call	UML, SysML (?)	for sequence, timing, communication and interaction overview diagrams	
 Sync. Call	UML, SysML (?)	for sequence, timing, communication and interaction overview diagrams	
 Return Call	UML, SysML (?)	for sequence, timing, communication and interaction overview diagrams	
 Connector	UML, SysML	Internal Block	not supported. Limitations: No Bi-directional Connectors Note: SysML calls this BindingConnector Note: Use a Communication Path instead.
 Item Flow	SysML	Block Definition	not supported. Note: Use an Object Flow instead.
 Exception Flow	UML 2.5 (ch15.5)	Block Definition	not yet supported, see todo.txt.

4.4 Diagrams

Diagrams are views on the model-graph. They select classifiers and may filter their features and relationships.

The table shows the diagram types introduced by different specifications, if they filter/hide their features and/or relationships and a comment stating how this is implemented in crystal-facet-uml.

	Spec	Filter	Comment
 List Diagram	-	any feature, any relationship	This is an overview diagram showing only classifiers without features and without relationships
 Box Diagram	-	any feature, any relationship	This is an overview diagram showing only classifiers without features and without relationships
 Block Definition Diagram	SysML	lifelines	
 Internal Block Diagram	SysML	lifelines	
 Parametric Diagram	SysML	lifelines	
 Deployment Diagram	UML	lifelines	
 Component Diagram	UML	lifelines	
 Composite Structure Diagram	UML	lifelines	
 Package Diagram	UML, SysML	lifelines	
 Class Diagram	UML	lifelines	
 Profile Diagram	UML	lifelines	not supported
 Requirements Diagram	SysML	lifelines	
 Use Case Diagram	UML, SysML	lifelines	

	Spec	Filter	Comment
 Interaction Overview Diagram	UML	unconditional relationships (Scenario), unconditional feature	Limitations: There is no link from Diagram-References to referenced Diagrams Containments cannot be shown in this diagram type
 Activity Diagram	UML 2.5 (ch15.2), SysML	lifelines	Limitations: Swimlanes not supported
 State Machine Diagram	UML, SysML	lifelines	
 Communication Diagram	UML	unconditional relationships (Scenario), unconditional features	Containments cannot be shown in this diagram type
 Sequence Diagram	UML, SysML	unconditional relationships (Scenario), unconditional features	Limitations: Comments not supported
 Timing Diagram	UML	unconditional relationships (Scenario), unconditional features	Limitations: Comments not supported

LEGEND

Filter Defines which elements are not visible in the diagram

Scenario Diagrams show only relationships associated with a lifeline of a visible classifier.

4.5 Maximum stringlengths

All strings (names, descriptions, stereotypes) have a maximum length.

Ascii characters require one, most other characters two bytes. Current sizes in bytes are:

Classifiers:

- DATA_CLASSIFIER_MAX_NAME_LENGTH = 47,
- DATA_CLASSIFIER_MAX_STEREOTYPE_LENGTH = 47,
- DATA_CLASSIFIER_MAX_DESCRIPTION_LENGTH = 4095,

Features:

- DATA_FEATURE_MAX_KEY_LENGTH = 47, (name)
- DATA_FEATURE_MAX_VALUE_LENGTH = 255, (type)
- DATA_FEATURE_MAX_DESCRIPTION_LENGTH = 1023,

Relationships:

- DATA_RELATIONSHIP_MAX_NAME_LENGTH = 47,
- DATA_RELATIONSHIP_MAX_DESCRIPTION_LENGTH = 1023,

Diagrams:

- DATA_DIAGRAM_MAX_NAME_LENGTH = 47,
- DATA_DIAGRAM_MAX_DESCRIPTION_LENGTH = 8191,

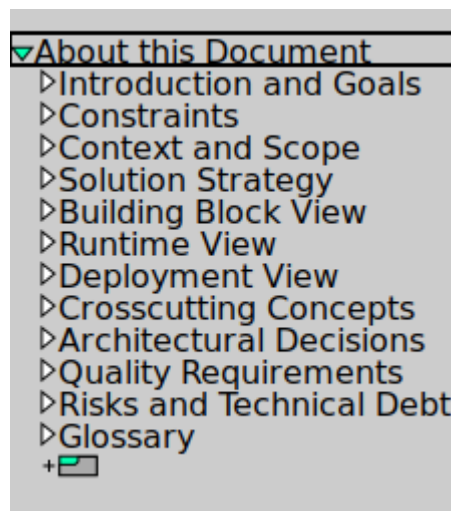
5 Modeling Guidelines

This page lists remarks on creating a software architecture and design document in general and it lists hints on efficiently using the tool crystal-facet-uml.

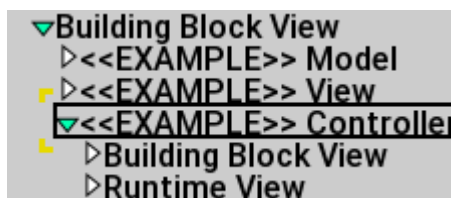
5.1 crystal-facet-uml Hints

5.1.1 Tree Structure

Diagrams are organized as a tree. Start the root of the tree explaining the document structure. At the second level of the tree, list the main areas to be shown, for example based on the arc42 template <https://arc42.org/overview/> :



In case you show several layers of abstraction, each building block may contain its sub-blocks, sub-blocks may again show sub-sub-blocks. In this case, structure the specification of the sub-blocks in the same way: apply the proposed folder structure recursively, omitting possibly empty or superfluous folders.



5.1.2 Focus

Put only few elements into each diagram. This increases understandability of the main purpose of the diagram. Put further aspects of a topic into a separate diagram. Do not hesitate to copy an element from one diagram to the next. This is what crystal-facet-uml is good at: it keeps the model in sync.

5.1.3 Namespaces

Put a prefix to all your elements denoting its namespace. You can then distinguish a GLOBAL_START_STATE from an AUDIO_START_STATE. Or global::start from audio::start.

To achieve a more compact layout of an element, one may insert space characters into names. (In case names get long, the space allows for a linebreak).

5.1.4 Attic/Storage room

If you are not sure if you really want to delete elements, 1) copy them to an attic-diagram and then 2) delete them from the original diagram.

5.2 General Hints on Architecture Documentation

5.2.1 Problem vs. Solution

Distinguish things that are

- given constraints (problem space),
- decisions, rejected alternatives and
- the selected solution

5.2.2 Names

Names of things are crucial: If the reader gets a wrong understanding by the name of an element, a hundred correct sentences of describing text cannot set this straight again.

5.2.3 Description

Every design element needs a description, maybe a list of responsibilities: What shall this element do, what is it for? Names alone cannot explain a system part.

5.2.4 Precise sentences

Be precise: Write in active form, e.g. The persistence component shall store and retrieve binary data records identified by string-based keys.

5.2.5 Distinguish similar things

Things that are similar but not the same shall be different entities when modelling. E.g. The process in which an example application runs may be different from the storage location and may be different from the software-component. These are three things: Example_App_Process (Type: Node), Example_App_ObjectFile (Type:Artifact) and Example_App_SWComponent (Type:Component).

A Configuration

A.1 Download, Installation and License

A.1.1 Download Links

Find the latest executable version of crystal-facet-uml at:

- <https://www.heise.de/download/product/crystal-facet-uml/>
- <https://sourceforge.net/projects/crystal-facet-uml/>
- https://build.opensuse.org/package/show/devel:tools/crystal_facet_uml
- <https://tracker.debian.org/pkg/crystal-facet-uml>

Find the latest source version of crystal-facet-uml at:

- <https://sourceforge.net/projects/crystal-facet-uml/>
- https://github.com/awarnke/crystal_facet_uml

User documentation is available here:

- http://www.andreaswarnke.de/crystal_facet_uml/crystal_facet_uml_user_documentation.pdf
- https://github.com/awarnke/crystal_facet_uml/blob/master/user_doc/crystal-facet-uml_documentation.pdf

Static code analysis results are available here:

- https://scan.coverity.com/projects/awarnke-crystal_facet_uml

A.1.2 Installation on Linux

The .deb and .rpm packages can be installed by the package installers of your system.

For installation on ubuntu, debian or raspbian, you may e.g. invoke **sudo dpkg --install <filename>** on the command line:

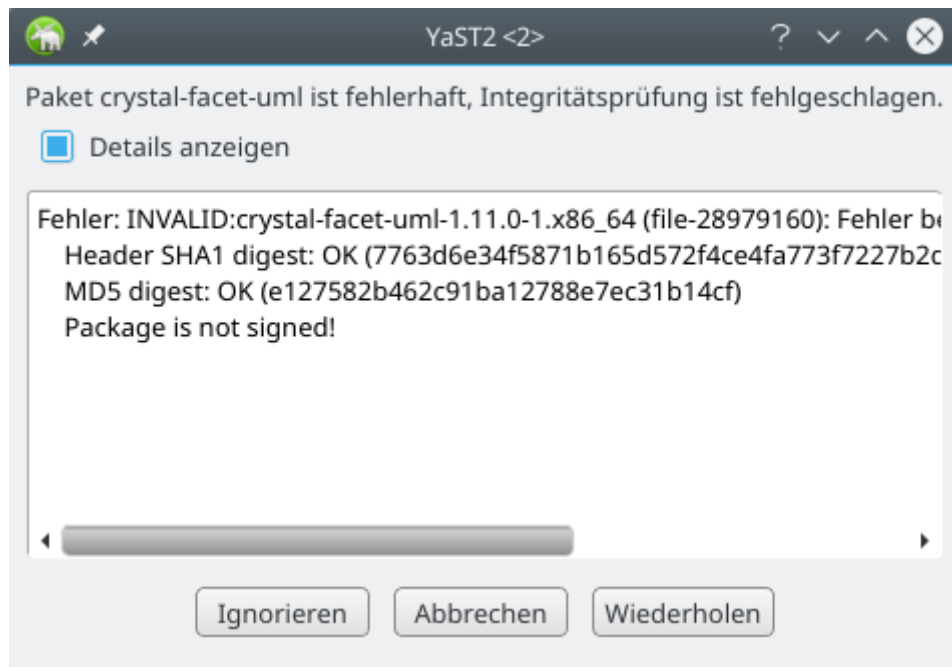
```
andi@debian1zotac:~/Downloads$ sudo dpkg --install crystal-facet-uml_1.12.0-1_amd64.deb

We trust you have received the usual lecture from the local System
Administrator. It usually boils down to these three things:

#1) Respect the privacy of others.
#2) Think before you type.
#3) With great power comes great responsibility.

[sudo] password for andi:
Selecting previously unselected package crystal-facet-uml.
(Reading database ... 198990 files and directories currently installed.)
Preparing to unpack crystal-facet-uml_1.12.0-1_amd64.deb ...
Unpacking crystal-facet-uml (1.12.0-1) ...
Setting up crystal-facet-uml (1.12.0-1) ...
Processing triggers for gnome-menus (3.13.3-9) ...
Processing triggers for desktop-file-utils (0.23-1) ...
Processing triggers for mime-support (3.60) ...
Processing triggers for man-db (2.7.6.1-2) ...
andi@debian1zotac:~/Downloads$
```

For installation you may use a gui-installation tool like yast. Because the packages are not signed, you may want to ignore the warning.



For installation on openSUSE, you may e.g. invoke **sudo zypper install <filename>** on the command line:

```
andi@linux-uv90:~/Downloads> sudo zypper install crystal-facet-uml-1.13.1-1.x86_64.rpm
[sudo] Passwort für root:
Repository-Daten werden geladen...
Installierte Pakete werden gelesen...
Paketabhängigkeiten werden aufgelöst...

Das folgende Paket wird aktualisiert:
crystal-facet-uml

1 Paket wird aktualisiert.
Gesamtgröße des Downloads: 698,6 KiB. Bereits im Cache gespeichert: 0 B. Nach der
  Operation werden zusätzlich 8,8 KiB belegt.
Fortfahren? [j/n/...? zeigt alle Optionen] (j): j
Paket crystal-facet-uml-1.13.1-1.x86_64 abrufen (1/1), 698,6 KiB
  ( 1,2 MiB entpackt)
crystal-facet-uml-1.13.1-1.x86_64.rpm:
Package is not signed!

crystal-facet-uml-1.13.1-1.x86_64 (Einfacher Cache für RPM-Dateien): Fehler beim
  Überprüfen der Signatur [6-File is unsigned]
Abbrechen, wiederholen, ignorieren? [a/w/i] (a): i
Überprüfung auf Dateikonflikte läuft:
  fertig]
(1/1) Installieren: crystal-facet-uml-1.13.1-1.x86_64
  fertig]
andi@linux-uv90:~/Downloads>
```

Alternatively, you may want to build the software from the .orig source-package and then install it by **sudo make install**; see the readme file for more information.

A.1.3 Installation on Windows/Wine



- On windows, doubleclick on **crystal-facet-uml.exe**,
- or using the wine emulation, call **wine crystal-facet-uml.exe** to start.

A.1.4 License

License of crystal-facet-uml is Apache-2.0. Copyright 2016-2020 Andreas Warnke; Email-contact: cfu-at-andreaswarnke-dot-de